

Hello ChatGPT, im working for a science Fair and I Need you to generate me some images,could you help me? Firstly i Need a split image , on the left side , a dystopian city with two side walks , One on the right with four people walking , busy on their phones, and One on the left with three people walking ( still on their phones). In the middle add a Road with traffic ( add Seven scattered Cars) . Around the two side walks there are buildings with varied colors and Styles.Add black bags and plastic bottles quite everywhere . Make sure to add a contrast of a dark color like a dramatic lightning , heavy Mood. Plus, the Sky is a mix of green and Blue and its full of dark grey clouds.Then , on the right side , a futuristic eco-friendly city , light Blue Sky , sun spreading its radiant yellow-ish light everywhere and its clean Energy. There is a group of six adults working togheter , smiling, Happy because they are trying to clean a polluted beach . In they re hands, three of them have plastic bottles and recycled objects. The remaining three have recycled bags full of plastic objects. The Sea has a bright Blue color , there are four birds Flying in the Sky. Please make sure to add a bright and Happy lightning In this side and a peaceful Mood too. Make this images High detailed and really realistic. Could you help me improve the prompts please?

**1. Corrected:** *Hello ChatGPT, I am working on a science fair project, and I need you to generate some images. Could you help me?*

**Language comment:**

- im → I am
- working for → working **on** (correct collocation)
- science Fair → science fair (no capital letter)
- I Need → I need
- Sentence too long → better to split into two sentences

**2. Corrected:** *First, I need a split image.*

**Language comment:**

- Firstly → First
- i → I
- Add comma after First
- Missing full stop

**Precision comment:**

- split image → better specify:
  - vertical split? horizontal?
  - equal size?

**3. Corrected:** *On the left side, there is a dystopian city with two sidewalks.*

**Language comment:**

- Capital letter at beginning
- side walks → sidewalks (one word)
- Missing verb → there is

**Precision comment:**

- dystopian city → what makes it dystopian?
- two sidewalks:
  - how wide?
  - where exactly?

**4. Corrected:** *On one sidewalk, there are four people walking while looking at their phones, and on the other sidewalk, there are three people walking, also using their phones.*

**Language comment:**

- repetition of "on the right" → incorrect → fixed structure
- One → one (no capital)
- better flow with while + also

**Precision comment:**

- what kind of people? adults? teenagers?
- walking fast? slow?
- interacting or ignoring each other?

**5. Corrected:** *In the middle, add a road with traffic, including seven scattered cars.*

**Language comment:**

- Road → road
- Seven → seven
- smoother structure

**Precision comment:**

- scattered cars → where exactly?
- moving or stopped?

**6. Corrected:** *Around the sidewalks, there are buildings with varied colors and styles.*

**Language comment:**

- side walks → sidewalks
- Styles → styles
- remove “two” (unclear)

**Precision comment:**

- buildings:
  - tall? modern? damaged?
  - clean or dirty?

**7. Corrected:** *Add black garbage bags and plastic bottles scattered everywhere.*

**Language comment:**

- quite everywhere → scattered everywhere

**Precision comment:**

- how many?
- concentrated areas or random?

**8. Corrected:** *Use dark colors and dramatic lighting to create a heavy and tense mood.*

**Language comment:**

- lightning ( ⚡ ) vs lighting ( 💡 ) → correct: lighting
- heavy Mood → heavy and tense mood

**Precision comment:**

- which colors?
- where is the light coming from?

**9. Corrected:** *The sky is a mix of green and blue, and it is full of dark grey clouds.*

**Language comment:**

- Sky Is → The sky is
- its → it is
- Blue → blue

**Precision comment:** this is actually quite good and visual

**10. Corrected:** *Then, on the right side, there is a futuristic, eco-friendly city.*

**Language comment:**

- Missing verb → there is
- Add comma: futuristic, eco-friendly

**11. Corrected:** *There is a light blue sky, and the sun spreads its radiant yellowish light everywhere.*

**Language comment:**

- radiant → radiant
- yellow-ish → yellowish
- careful with sentence structure

**12. Corrected:** *There is a group of six adults working together, smiling and happy.*

**Language comment:**

- Happy → happy
- add “and”

**13. Corrected:** *In their hands, three of them are holding plastic bottles and recycled objects.*

**Language comment:**

- they re → their
- better verb: are holding

**14. Corrected:** *The remaining three **are carrying** recycled bags full of plastic objects.*  
**Language comment:** small improvement → are carrying

**15. Corrected:** *The **sea is bright blue, and there are four birds flying** in the **sky**.*  
**Language comment:**

- Blue → blue
- Flying → flying
- split with “and”

**16. Corrected:** *Make **these images highly detailed and realistic**.*  
**Language comment:**

- this images → these images
- High detailed → highly detailed

## FINAL COMMENT

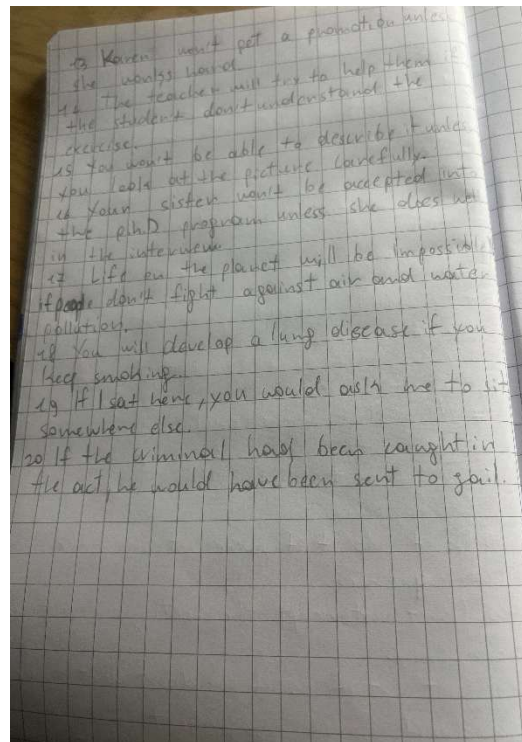
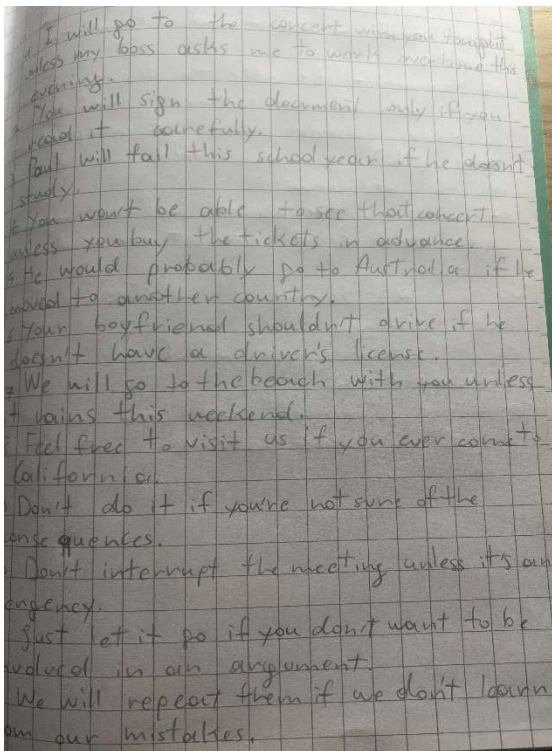
Your prompt is creative and shows good ideas, especially in contrast (polluted vs eco-friendly city). However:

- There are **many grammar and spelling mistakes**
- The instructions are often **unclear or repetitive**
- Many descriptions are **too general** for an AI image task

The main problem is **precision**: you need to focus on being more precise and careful with language. Words like “dystopian,” “futuristic,” or “varied styles” are good, but they are not enough.

The AI needs **clear, visual, measurable details**.

**Remember:** ***AI cannot imagine what you don't describe clearly.***



**2. Prompt:** you / read it carefully \* sign the document only.

**Correct answer:** *Sign* the document only if you read it carefully.

**Issue:** wrong form in the main clause

**Explanation:** We use the **imperative (Sign...)** for instructions, not **will**.

This sentence is giving a rule, not making a prediction.

**3. Prompt:** Paul / must study \* he / not want to fail this school year.

**Correct answer:** *Paul must study if he doesn't want to fail this school year.*

**Issue:** does not follow the prompt

**Explanation:** The sentence is correct, but you changed the structure.

The prompt requires **"must study" + purpose (if he doesn't want...)**.

**5. Prompt:** it / probably be to Australia \* he / move to another country.

**Correct answer:** *If he moves to another country, it will probably be to Australia.*

**Issue:** wrong conditional type

**Explanation:** This is a **second conditional (would + past)** → unreal situation.

The prompt needs a **first conditional (real future possibility)**.

**12. Prompt:** we / may repeat them \* we / learn from our mistakes.

**Correct answer:** *Unless we learn from our mistakes, we may repeat them.*

**Issue:** does not follow the required structure and changes the meaning

**Explanation:** Your sentence is grammatically correct, but it does not match the prompt.

The correct version uses **unless (= if not)** and **may**, not **will**, because it expresses **possibility**, not certainty.

**14. Prompt:** the students / not understand the exercise \* the teacher / try to help them.

**Correct answer:** *If the **students** don't understand the exercise, the teacher will try to help them.*

**Issues:** spelling + grammar

**Explanation:**

- *studen't* → spelling mistake (*students*)
- *don't understand* → correct, but subject must be plural (*students don't*)

**18. Prompt:** you / want to develop a lung disease \* you / shouldn't smoke.

**Correct answer:** ***Unless** you **want to develop** a lung disease, you **shouldn't smoke**.*

**Issue:** your sentence does not follow the prompt

**Explanation:** The sentence is correct, but you changed the structure.

The prompt requires “**unless**” + **negative idea (warning)**.

**19. Prompt:** I / sit here \* you / ask me to sit somewhere else.

**Correct answer:** *I **will sit** here **unless** you **ask** me to sit somewhere else.*

**Issue:** wrong conditional type

**Explanation:** You used a **second conditional (unreal situation)**.

The prompt needs a **real situation (first conditional / future)** with *unless*.

**20. Prompt:** the criminal / be caught in the act \* he / be sent to jail.

**Correct answer:** *If the criminal **is** caught in the act, he **will be** sent to jail.*

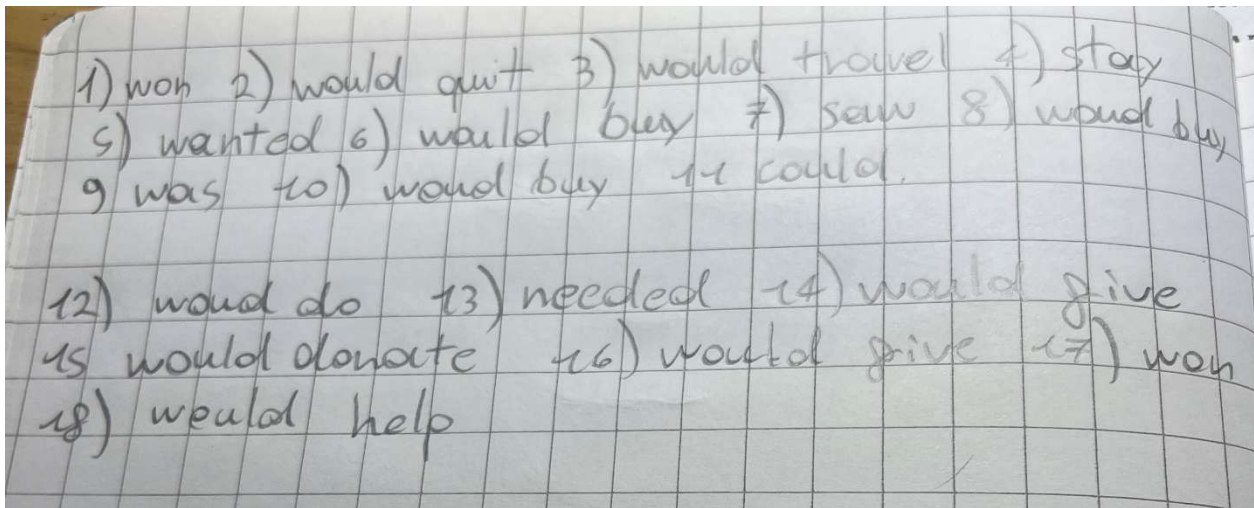
**Issue:** wrong conditional type

**Explanation:** You used a **third conditional (past unreal)**, used for hypothetical situations in the past.

The prompt requires a **first conditional**, describing a real or possible situation in the present/future.

## REMEMBER:

- **Unless** means **if not**.
- **May** shows possibility, while **will** shows certainty.



**9) Corrected:** *If I wanted to stay in a beautiful hotel and the hotel **were** full, ...*

In formal and written English, you should use **"were"** instead of **"was"** for first-person singular - I - and third-person singular - he, she, it -.

In modern spoken and informal English, many people use **was** for I, he, she, and it.

However, sticking to **"were"** is **highly recommended** for academic exams or professional environments to ensure grammatical precision.

**12)** woud → **would** (spelling correction)

The discrepancy between the spelling and pronunciation of **"would"** is a classic example of **orthographic conservatism outlasting a major phonological shift**.

Historically, the lateral consonant **/l/** in "would" was fully articulated, originating from the Old English past-tense form *wolde*. Over centuries of phonetic evolution, speakers naturally engaged in **articulatory simplification** to facilitate more rapid speech. Because transitioning the tongue from the high-back vowel **/u/** to the liquid **/l/** and then immediately to the dental plosive **/d/** required significant muscular effort, the **/l/** sound was gradually elided.

While English speech patterns naturally streamlined to eliminate this demanding physical transition, the written orthography was codified and frozen by the advent of the printing press in the late 15th century. Consequently, modern English retains the archaic, etymological spelling despite a fully modernized phonetic realization.

- 1) ~~might~~
- 2) don't have to;
- 3) might;
- 4) can't;
- 5) must;

must

- 6) ~~should~~;
- 7) should;
- 8) can;
- 9) can't;
- 10) should;
- 11) might;
- 12) mustn't;
- 13) shouldn't;
- 14) can't;

must

- 15) ~~must~~;
- 16) should;

can't

- 17) don't have to;
- 18) might;
- 19) should;
- 20) mustn't;
- 21) don't have to;
- 22) can;
- 23) mustn't;
- 24) might;
- 25) don't have to.

1)

PAST PERFECT: had finished - hadn't noticed.  
had stopped.

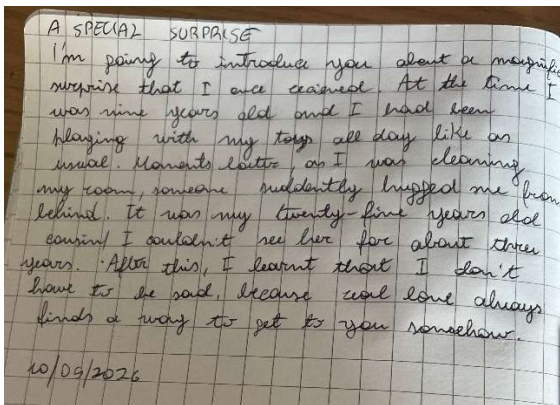
PAST PERFECT CONTINUOUS: had been saving - had  
been concentrating - had been watching -  
had been looking.

PAST CONTINUOUS: was leaving - was happening.  
were looking -

had been looking

2) was having - asked - mentioned - had looked -  
had accused - had searched - made - had said -  
jumped up - made - had never seen -  
abuse - parked - had taken place - came -  
started - had never stolen - made - found -  
had stopped - were watching.

04/05/2026



## Corrections

### 1. "introduce you about" → "tell you about"

**Correct:** I'm going to **tell** you about a wonderful surprise...

**Explanation:** In English, we usually say **tell someone about something**. We don't say *introduce you about*.

### 2. "magnific surprise" → "wonderful surprise"

**Explanation:** The word **magnific** is influenced by Italian (*magnifico*). In English, we normally use adjectives like: **wonderful, amazing, great, or special** to describe a surprise.

**Magnificent** exists in English, but:

- the correct form is **magnificent**, not *magnific*,
- and it is usually used for things like:
  - buildings,
  - landscapes,
  - performances,
  - or something very grand and impressive.

So, for a personal anecdote, **wonderful surprise** sounds more natural and appropriate.

### 3. "like as usual" → "as usual"

**Correct:** I had been playing with my toys all day, **as usual**.

**Explanation:** This mistake is probably influenced by Italian expressions like "*come al solito*". In English, we simply say "**as usual**".

**As usual** is a fixed expression in English used to describe something habitual or normal. We do not add **like** before this expression.

**Examples:**

- *She arrived late, as usual.*
- *He was joking, as usual.*

### 4. "Moments later" → "A few moments later"

**Correct:** *A few moments later...*

**Explanation:** Both expressions are grammatically correct, but "**a few moments later**" creates a smoother transition between events in **narrative writing**.

**Moments later** is more dramatic and is often used in: films, action scenes, or very intense narration.

### 5. "as I was cleaning" → "while I was cleaning"

**Correct:** *while I was cleaning my room...*

**Explanation:** Both **as** and **while** can be correct, but **while** is clearer here because it shows an **action in progress**.

6. “suddently” → “suddenly” (spelling mistake)

7. “twenty-five years old cousin” → “twenty-five-year-old cousin”

**Explanation:**

- Before a noun, age works like an **adjective**: *a twenty-five-year-old cousin*
- But after the verb: *My cousin is twenty-five years old.*

8. “I couldn’t see her for about three years” → “I hadn’t seen her for about three years”

**Explanation:** Use **past perfect** because this happened **before** the surprise.

- **First:** I didn’t see her for three years.
- **Then:** she surprised me.

9. “After this” → “That experience taught me that...”

**Correct:** *That experience taught me that I don’t have to be sad...*

**Explanation:** In narrative writing, “*That experience taught me that...*” sounds more natural and stylistically stronger because it connects the experience directly to the lesson learnt.

10. “real love always finds a way to get to you” → “real love always finds a way to reach you”

**Explanation:** *Reach you* sounds more natural and emotional here.

*Get to you* can sometimes mean “**make you upset**”.

**Overall feedback**

Very nice work!

Your anecdote has a clear beginning, middle, and ending. You used narrative tenses well, especially **past continuous** in “*I was cleaning my room*” and **past perfect continuous** in “*I had been playing...*”. The surprise moment is clear and effective, and the final message is emotional and meaningful.

Try to pay more attention to **natural expressions** in English, such as *tell you about*, *as usual*, and *reach you*.

Also, remember to use the **past perfect** when you describe something that happened **before** another past event.

### Simple ideas to remember

- **Tell** someone about something
- **As usual**
- Age **before** a noun = **hyphens + no “s”**
- **Past perfect** = **before** another past action